



DARK ADVENTURE

DARK ADVENTURE

DARK ADVENTURE



815 Mittel Drive, Wood Dale, Illinois 60191
Telephone: (312) 595-1443, Telex: 6871385 KONAM UW, Fax: (312) 595-2973
For Technical Assistance Call Toll Free (800) 222-6181 (Outside Illinois)

DARK ADVENTURE™ is a registered trademark of Konami Inc. © 1987 Konami Inc.

 **KONAMI®** is a trademark of Konami Industry Co., Ltd.

DARK ADVENTURE: WIRING HARNESS

DARK ADVENTURE: SUB HARNESSES

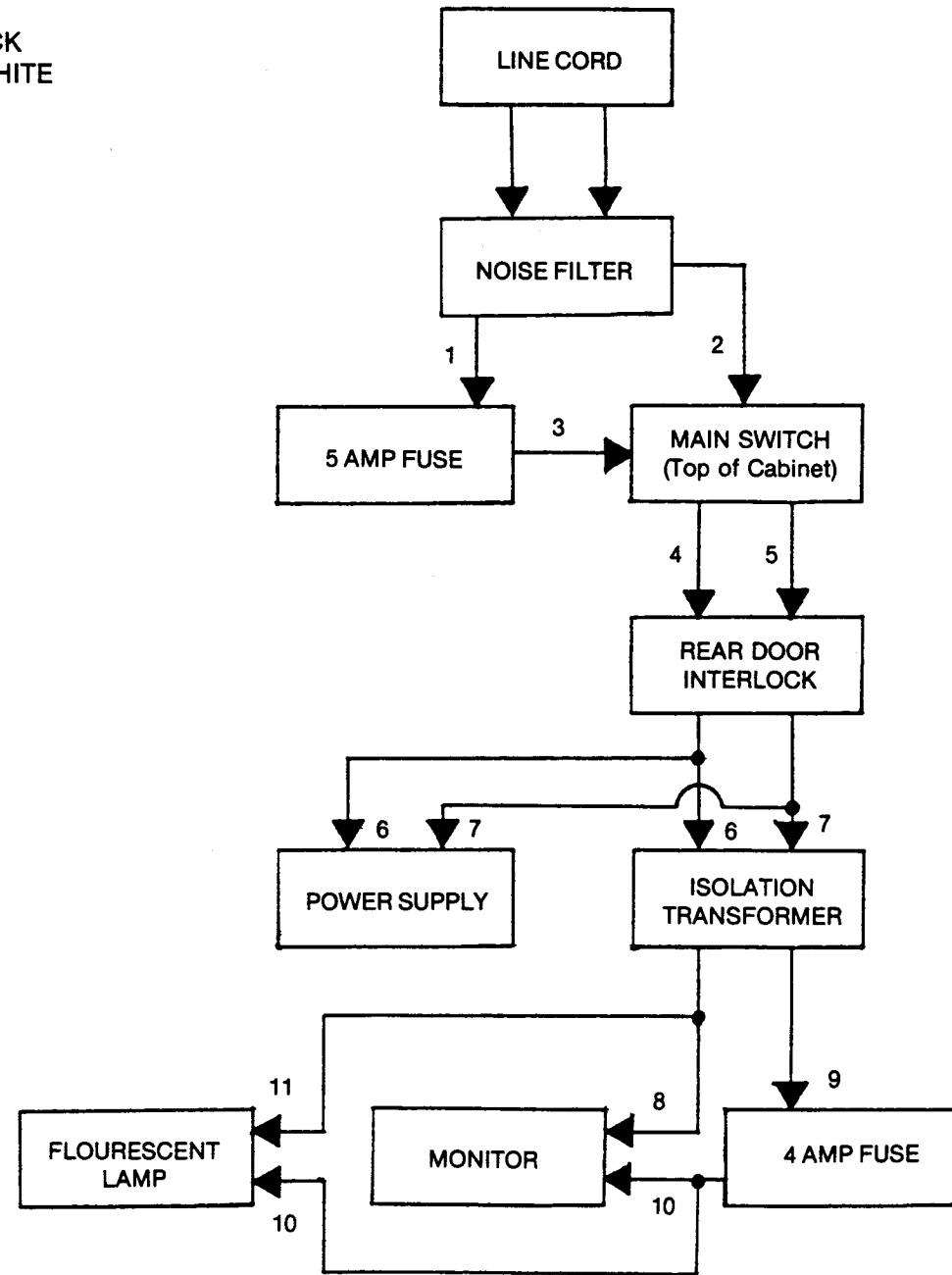
WIRE COLOR KEY:		Solder Side	Parts Side
BLACK	GND	A 1	GND BLACK
BLACK	GND	B 2	GND BLACK
RED	+ 5V DC	C 3	+ 5V DC RED
RED	+ 5V DC	D 4	+ 5V DC RED
		E 5	
ORANGE	+ 12V DC	F 6	+ 12V DC ORANGE
	*KEY	H 7	*KEY
BROWN/YELLOW	COIN COUNTER 2	J 8	COIN COUNTER 1 GREEN/GRAY
		K 9	
		L 10	
		M 11	
WHITE/GREEN	VIDEO GREEN	N 12	VIDEO RED RED/WHITE
WHITE	VIDEO SYNC	P 13	VIDEO BLUE BLUE/WHITE
		R 14	VIDEO GROUND BLACK
		S 15	
VIOLET/WHITE	COIN 2	T 16	COIN 1 BLUE/BROWN
		U 17	MAP PINK/YELLOW
BLUE/YELLOW	2P UP	V 18	1P UP ORANGE/WHITE
VIOLET/YELLOW	2P DOWN	W 19	1P DOWN BLACK/WHITE
ORANGE/GREEN	2P LEFT	X 20	1P LEFT RED/GRAY
ORANGE/YELLOW	2P RIGHT	Y 21	1P RIGHT GRAY/WHITE
BLACK/YELLOW	2P JUMP/START	Z 22	1P JUMP/START PINK/WHITE
ORANGE/GRAY	2P ATTACK	a 23	1P ATTACK GREEN/BROWN
BROWN/WHITE	2P DYNAMITE	b 24	1P DYNAMITE RED/BROWN
		c 25	
		d 26	
BLACK	GND	e 27	GND BLACK
BLACK	GND	f 28	GND BLACK

(BASE COLOR/LINE COLOR)

Connector	Pin	Function	Color
CN3 3P CONTROLS (JST)	1	COIN 3	RED
	2		
	3	3P LEFT	WHITE/RED
	4	3P RIGHT	WHITE/YELLOW
	5	3P UP	WHITE/BLACK
	6	3P DOWN	WHITE/BLUE
	7	3P JUMP/START	WHITE/BROWN
	8	3P ATTACK	WHITE/ORANGE
	9	3P DYNAMITE	WHITE/GRAY
	10		
	11		
	12	COIN COUNTER 3	BLUE
	13		
	14		
	15	GROUND	BLACK
CN8 SPEAKER OUTPUT (JST)	1	SPEAKER +	WHITE
	2	SPEAKER -	BLACK
	3	SPEAKER -	BLACK
	4	SPEAKER +	GRAY

DARK ADVENTURE: AC FLOW CHART

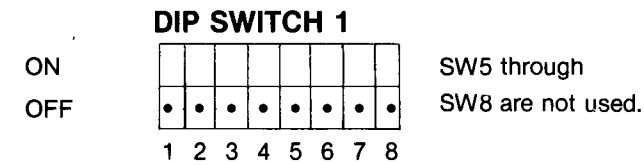
- 1. GREEN/YELLOW
- 2. BLACK
- 3. RED
- 4. BLUE
- 5. BROWN
- 6. RED/BLACK
- 7. BLACK/WHITE
- 8. WHITE
- 9. GREEN
- 10. VIOLET
- 11. ORANGE



DIP SWITCH SETTINGS

DIP SWITCH NO. 1 SETTINGS

SW	1	2	3	4	COIN	CREDIT
•	OFF	OFF	OFF	OFF	1	1
	ON	OFF			1	2
	OFF	ON			1	3
	ON	ON			1	4
	OFF	OFF	ON	OFF	1	5
	ON	OFF			1	6
	OFF	ON			1	7
	ON	ON			2	1
	OFF	OFF	OFF	ON	2	3
	ON	OFF			2	5
	OFF	ON			3	1
	ON	ON			3	2
	OFF	OFF	ON	ON	3	4
	ON	OFF			4	1
OFF	ON			4	3	
ON	ON			INVALID		



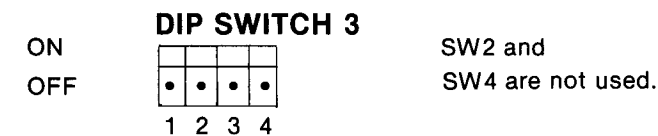
DIP SWITCH NO. 3 SETTINGS

1. VIDEO SCREEN FLIP

SW	1	FLIP
•	OFF	NORMAL
	ON	UPSIDE DOWN

2. CHANGE OF MODE

SW	3	MODE
•	OFF	GAME MODE
	ON	CHECK MODE



DIP SWITCH NO. 2 SETTINGS

THE NUMBER OF THE PLAYER'S LIFE

	1	2	NUMBER
•	OFF	OFF	2
	ON	OFF	3
	OFF	ON	5
	ON	ON	7

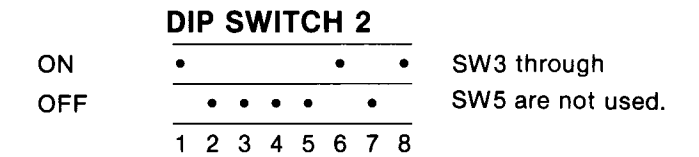
*The number of players life multiplied by the number of credit makes the number of players life for a play

DIFFICULTY OF THE GAME

SW	6	7	DIFFICULTY
•	OFF	OFF	EASY
	ON	OFF	NORMAL
	OFF	ON	DIFFICULT
	ON	ON	VERY DIFFICULT

SOUND

SW	8	SOUND
•	OFF	OFF
	ON	ON

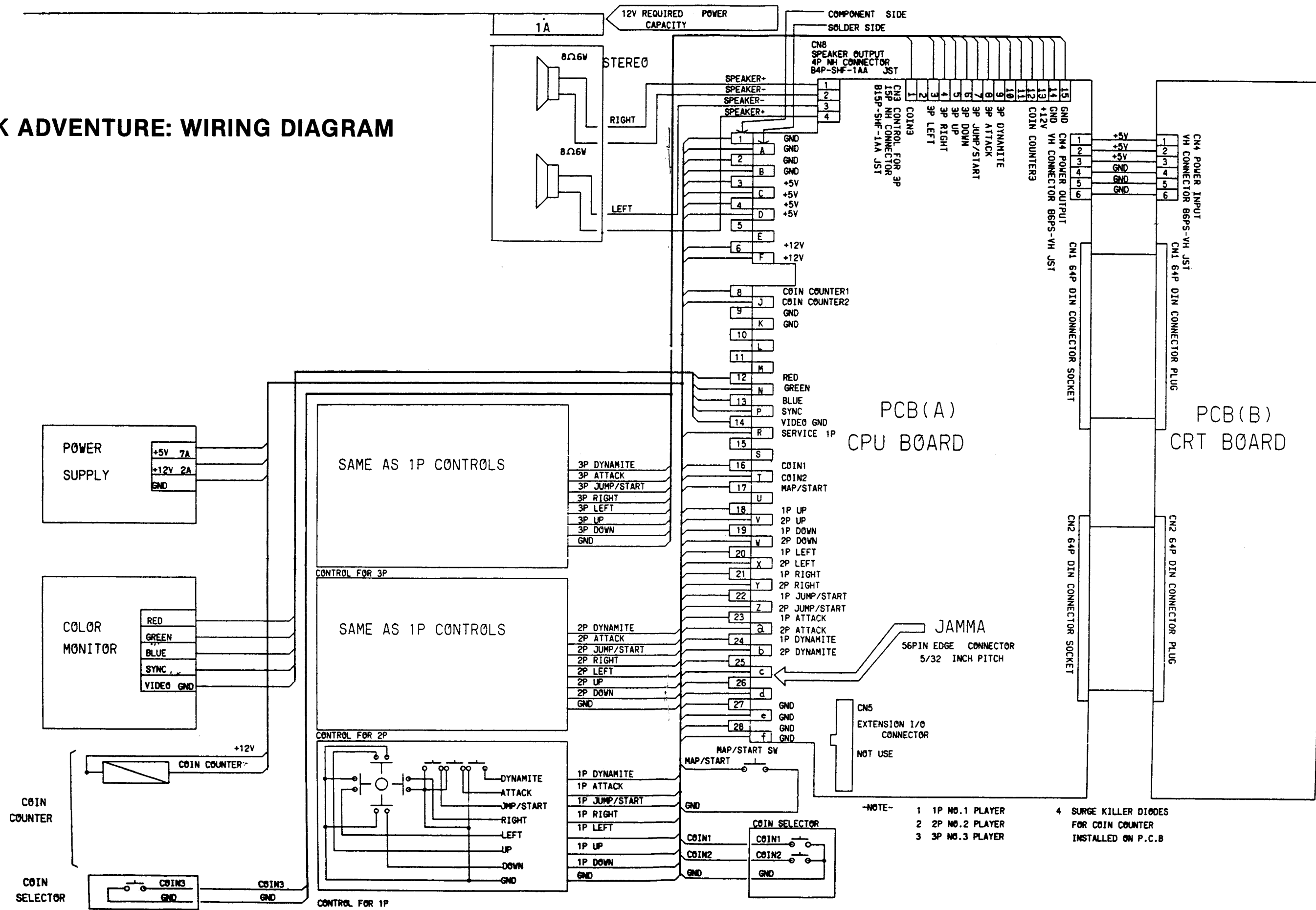


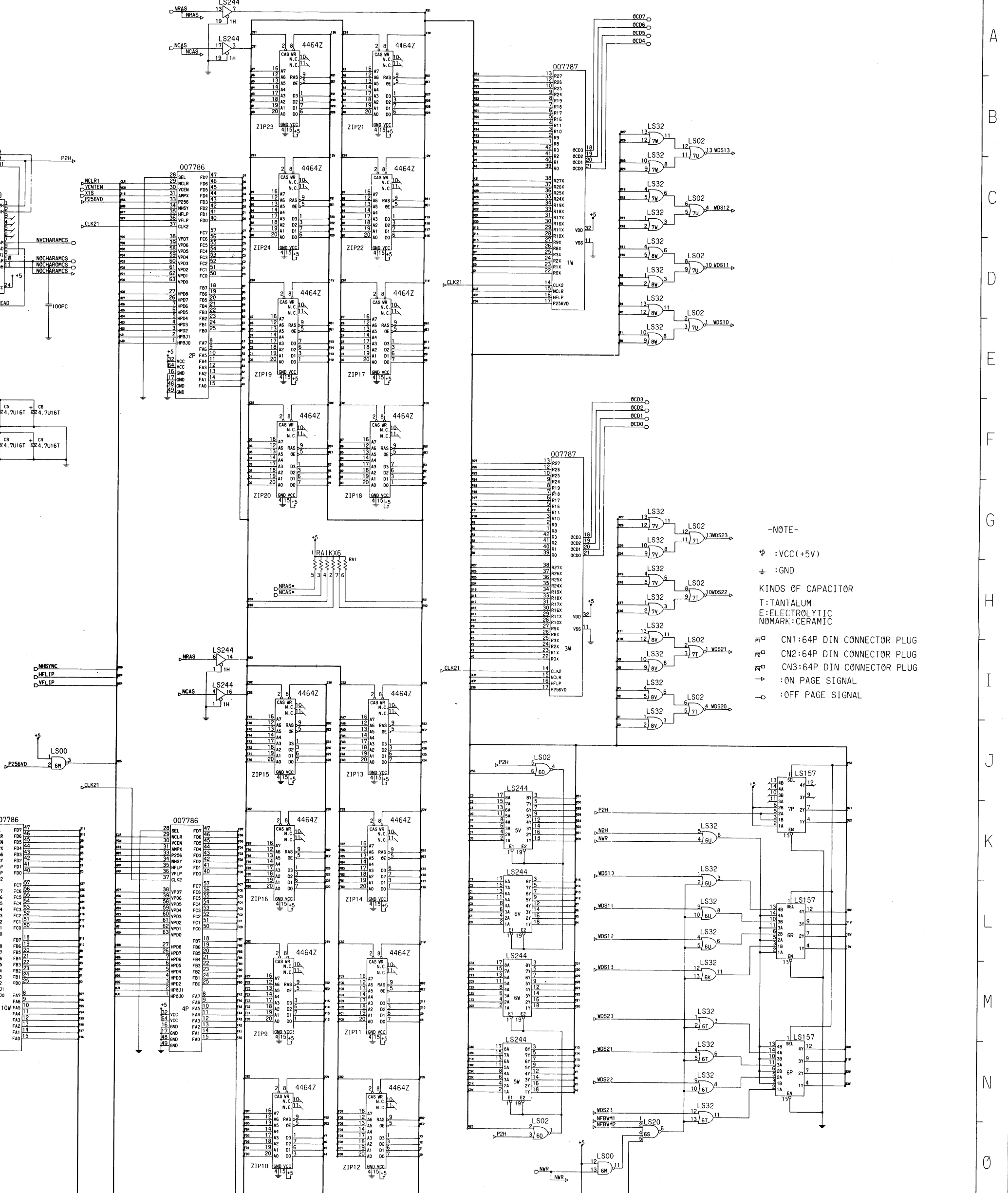
SELF TEST

- A. How to start.
 - 1. Turn on the SW3 of the DIP SW3.
- B. Test Items.
 - 1. Color Conditioning.
 - 2. Control Check.
 - 3. Coin Counter Check.
 - 4. DIP SW SET.
 - 5. Sound Check.
 - 6. Video Screen Flip.

*To change items, push MAP button.
*Push 1P SHOOT (JUMP, START) button to change sound.

DARK ADVENTURE: WIRING DIAGRAM





-NOTE-

- ⊕ :VCC(+5V)
- ⊖ :GND

KINDS OF CAPACITOR

- T:TANTALUM
- E:ELECTROLYTIC
- NOMARK: CERAMIC

- CN1:64P DIN CONNECTOR PLUG
- CN2:64P DIN CONNECTOR PLUG
- CN3:64P DIN CONNECTOR PLUG
- :ON PAGE SIGNAL
- ⊖ :OFF PAGE SIGNAL

Konami				KONAMI INDUSTRY CO.,LTD.		REG. TYPE	SCHEMATIC DIAGRAM
DESIGN	DRAW	CHECK	APPROVE	RELEASE DATE	62.5.29	NAME	GX687 PWB(B)302191A
			SCALE	TOLE-RANCE		CODE NO.	100066 2/2